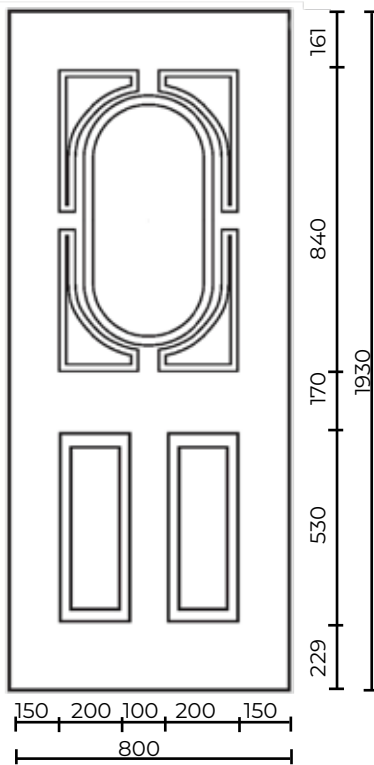


# Contents

## PVC-U Door Panels

Acacia	Page 2	Quarter Panels	Page 21
Alnwick	Page 2	Conservatory Panels	Page 22 - 23
Althorpe	Page 3	Half Panels	Page 23
Athens	Page 3	Flat Panels	Page 24
Balmoral	Page 4		
Berlin	Page 5		
Blenheim	Page 5	MDF and Thickness Options	Page 24
Bruges	Page 6	Ancillaries	Page 25
Cambridge	Page 6	Backing Glass Options	Page 25
Canterbury	Page 7	Colour/Woodgrain Options	Page 26
Canton	Page 7	Profile Options	Page 26
Chatsworth	Page 8	Stock Backing Glass	Page 27
Frankfurt	Page 8	Glass Sizes	Page 28
Hamburg	Page 9	Notes	Page 29
Harewood	Page 9	Terms & Conditions	Page 30
Highgrove	Page 10		
Kensington	Page 10		
Lyon	Page 11		
Madrid	Page 11		
Malaga	Page 12		
Milan	Page 12		
Modern	Page 13 - 14		
Munich	Page 14		
Oval	Page 15		
Oxford	Page 15		
Reims	Page 16		
Richmond	Page 16		
Rockingham	Page 17		
Rome	Page 17		
Sandringham	Page 18		
Seville	Page 18		
Sofia	Page 19		
Turin	Page 19		
Versailles	Page 20		
Vienna	Page 20		
Windsor	Page 21		

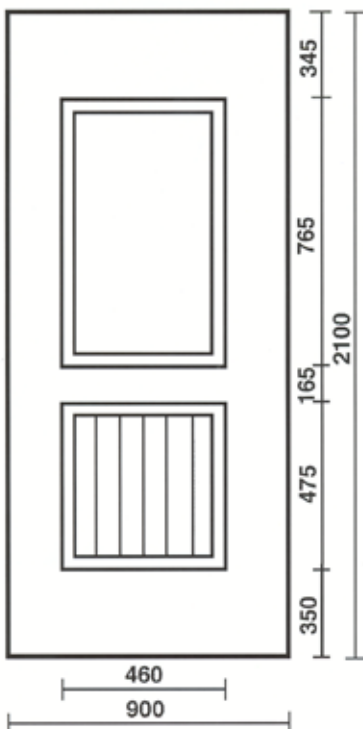
## Acacia Door Panels



Minimum Cut Size  
550mm x 1590mm

Acacia Solid Inverted
Acacia One Inverted

## Alnwick Door Panels

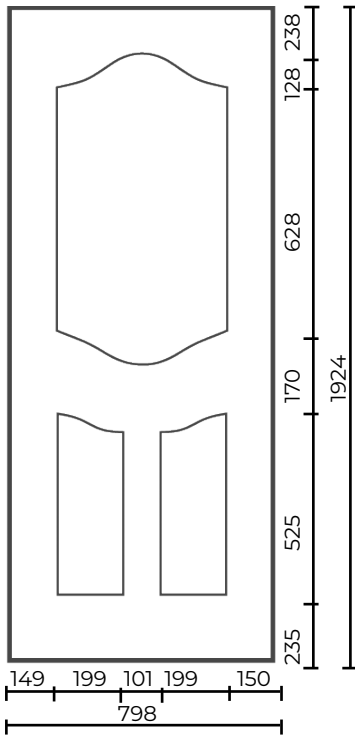


Minimum Cut Size  
510mm x 1455mm

Alnwick Solid
Alnwick One
Alnwick One Inverted

**Please Note - Not available with solid MDF reinforcing**

## Althorpe Door Panels

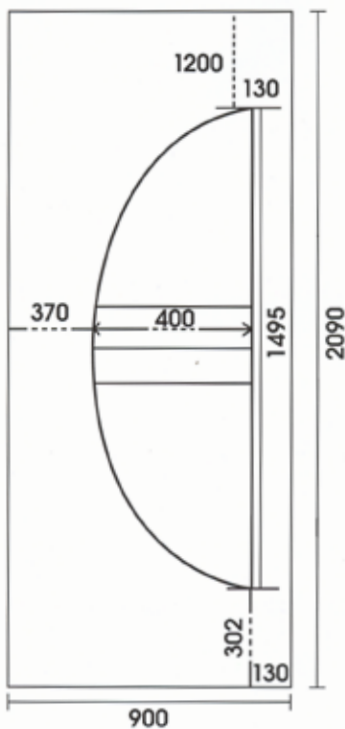


Minimum Cut Size  
550mm x 1510mm

Althorpe Solid Oval Inverted
Althorpe One Inverted
Althorpe One Oval Inverted

**Please Note - Not available with solid MDF reinforcing**

## Athens Door Panels

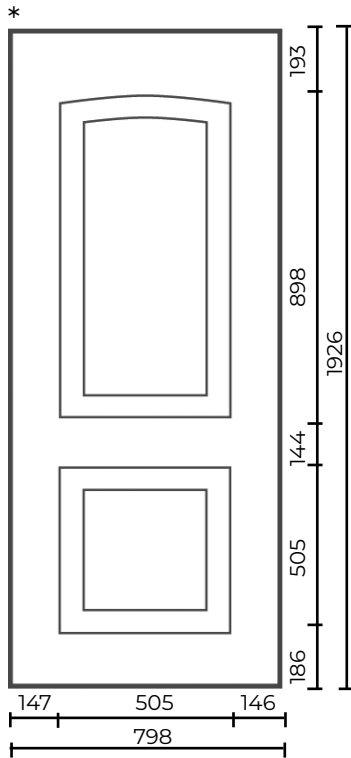


Minimum Cut Size  
500mm x 1595mm

Athens Solid
Athens Two

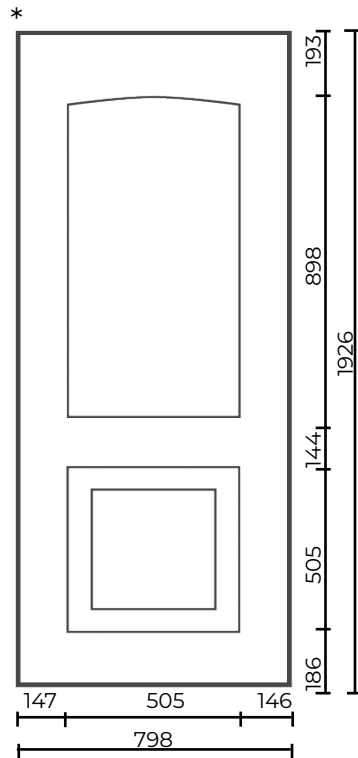
**Please note - Glass made up of 2 units**

# Balmoral Door Panels



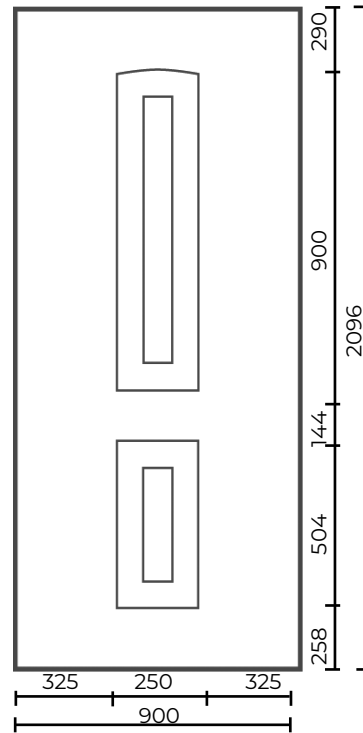
Small Aperture

Minimum Cut Size  
550mm x 1595mm



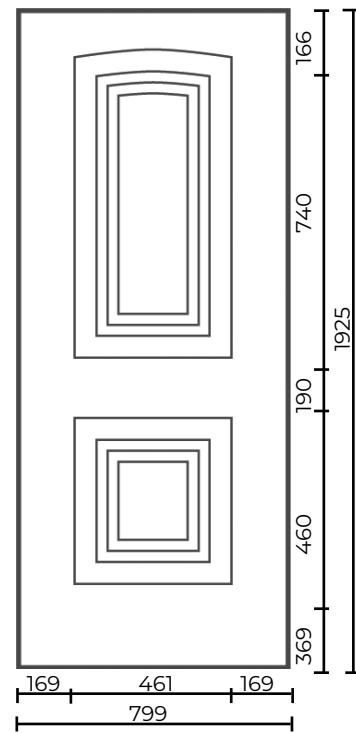
Large Aperture  
(Classic)

Minimum Cut Size  
550mm x 1595mm



Side

Minimum Cut Size  
300mm x 1595mm



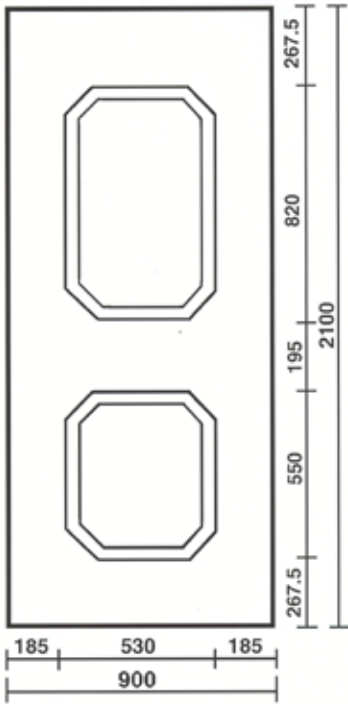
Slimline (Wenland)

Minimum Cut Size  
510mm x 1435mm

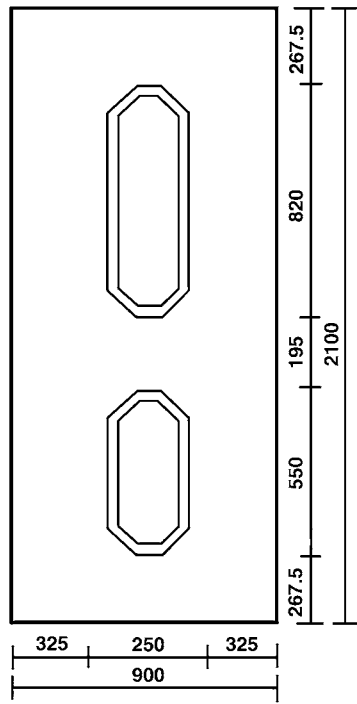
\*Available in Euro Size (900 x 2100)

Balmoral Solid
Balmoral One Small
Balmoral One Classic
Balmoral Two
Balmoral Two Classic
Balmoral One Slimline
Balmoral Two Slimline
Balmoral Side Solid
Balmoral One Classic Side
Balmoral Two Classic Side

## Berlin Door Panels



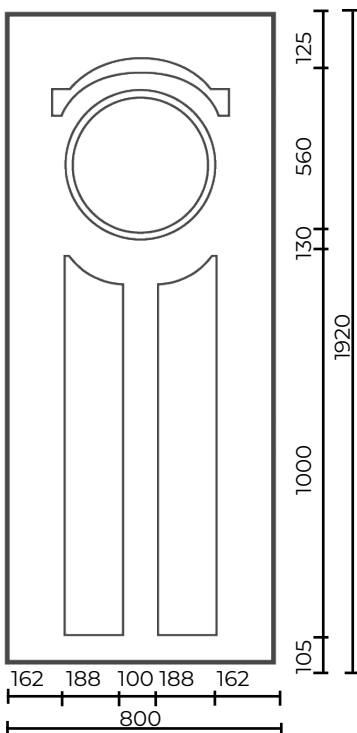
Minimum Cut Size  
580mm x 1615mm



Minimum Cut Size  
300mm x 1615mm

Berlin Solid
Berlin One
Berlin Solid Side
Berlin One Side

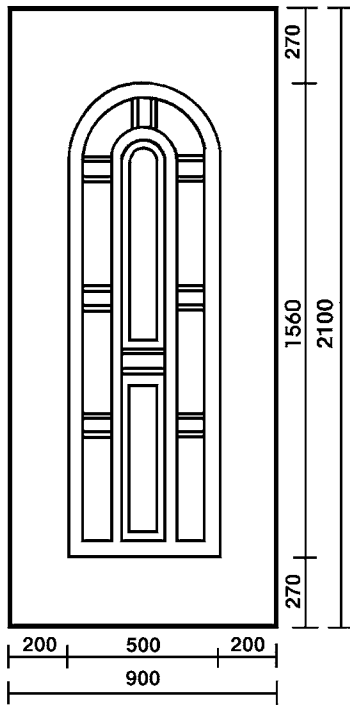
## Blenheim Door Panels



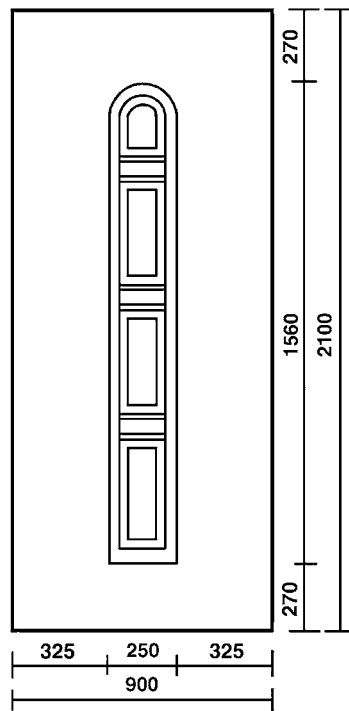
Minimum Cut Size  
526mm x 1740mm

Blenheim Solid
Blenheim One

## Bruges Door Panels



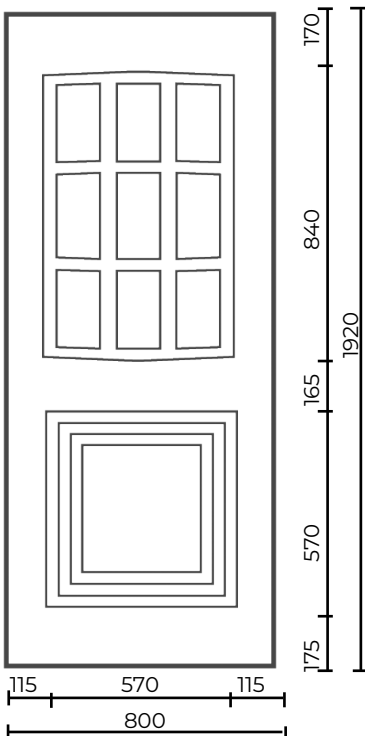
Minimum Cut Size  
550mm x 1610mm



Minimum Cut Size  
300mm x 1610mm

Bruges Solid
Bruges Two
Bruges Eight
Bruges Solid Side
Bruges One Side
Bruges Four Side

## Cambridge Door Panels

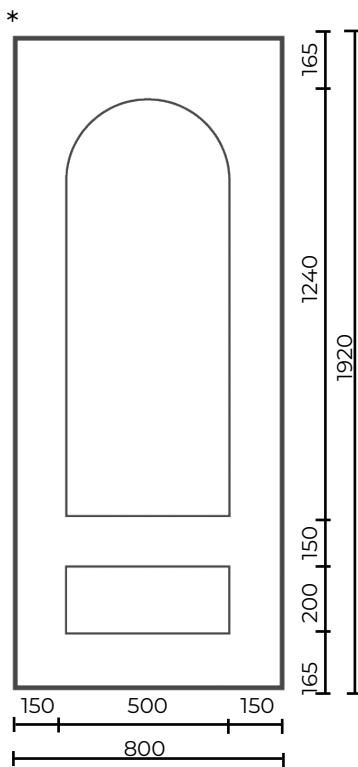


Minimum Cut Size  
620mm x 1625mm

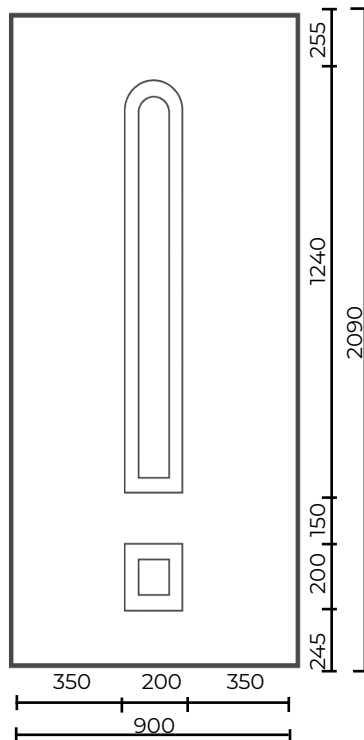
Cambridge Georgian Bow Fronted

**Please note - One sealed glass unit, not individual pieces**  
**Each rectangle is 110mm x 200mm**  
**Projection - 33mm**

## Canterbury Door Panels



Minimum Cut Size  
550mm x 1640mm



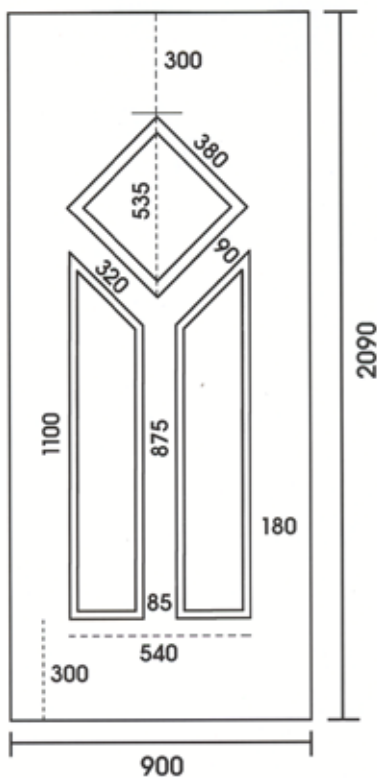
Minimum Cut Size  
250mm x 1640mm

Canterbury Solid
Canterbury One
Canterbury Solid Side
Canterbury One Side

\*Available in Euro Size (900 x 2100)

**Please note - This panel must be reinforced**

## Canton Door Panels

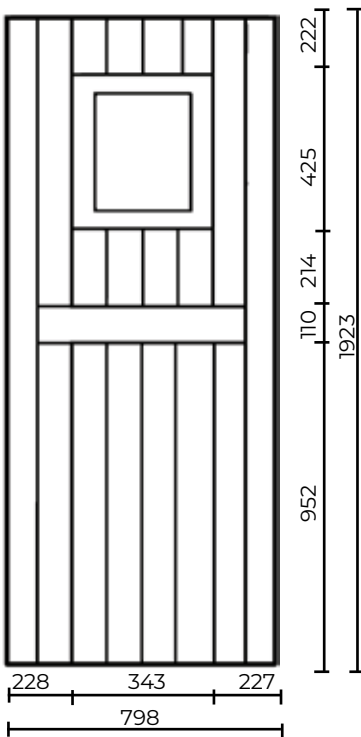


Minimum Cut Size  
590mm x 1685mm

Canton Solid
Canton One



## Chatsworth Door Panels

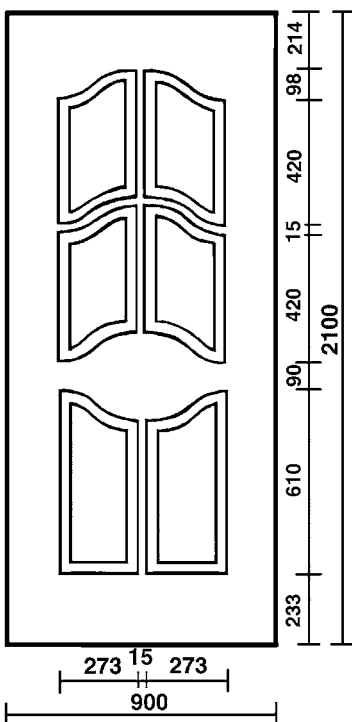


Minimum Cut Size  
395mm x 805mm

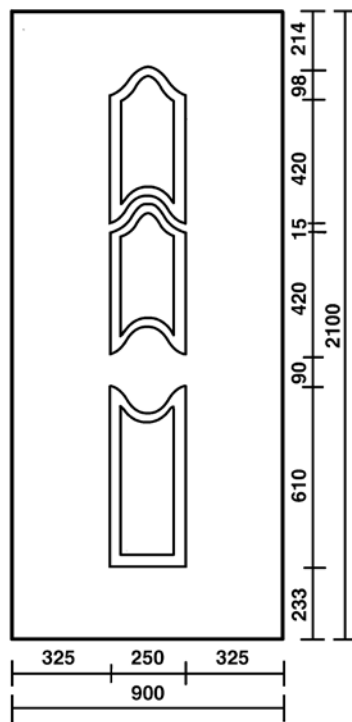
**Please Note - This panel is not available with solid MDF reinforcing**

Chatsworth Solid
Chatsworth One

## Frankfurt Door Panels



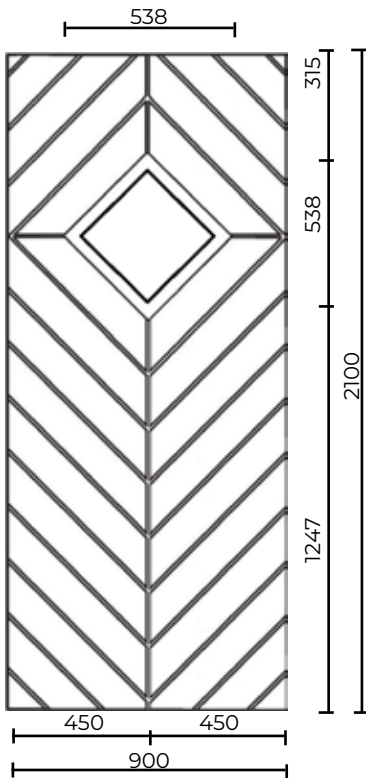
Minimum Cut Size  
611mm x 1703mm



Minimum Cut Size  
300mm x 1703

Frankfurt Solid
Frankfurt One
Frankfurt Solid Side
Frankfurt One Side

## Hamburg Door Panels

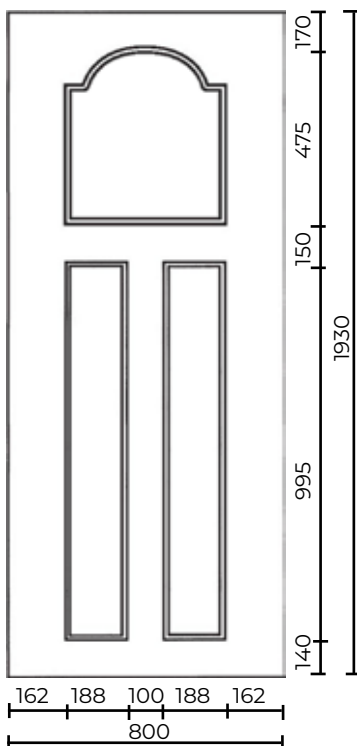


Minimum Cut Size  
590mm x 590mm

Hamburg Solid
Hamburg One

**Please Note - Not available with solid MDF reinforcing**

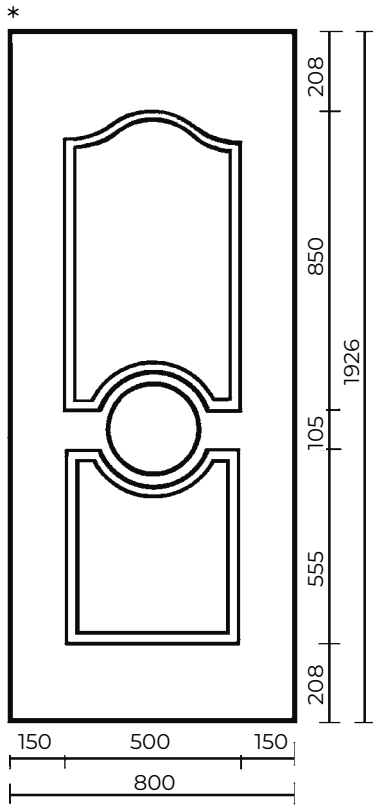
## Harewood Door Panels



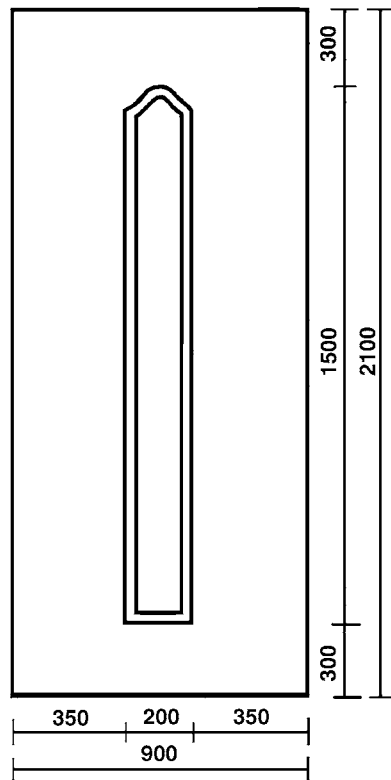
Minimum Cut Size  
526mm x 1670mm

Harewood Solid
Harewood One

## Highgrove Door Panels



Minimum Cut Size  
550mm x 1550mm

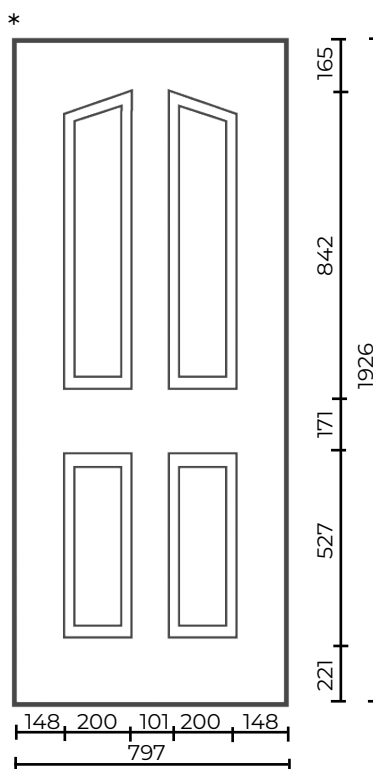


Minimum Cut Size  
250mm x 1550mm

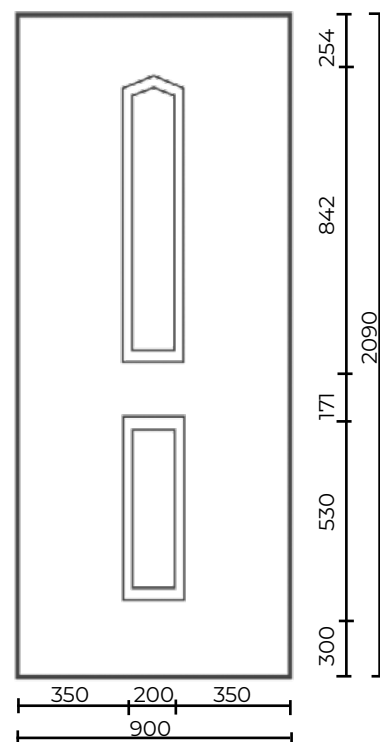
Highgrove Solid
Highgrove One
Highgrove Two
Highgrove Solid Side
Highgrove One Side

\*Available in Euro Size (900 x 2100)

## Kensington Door Panels



Minimum Cut Size  
550mm x 1590mm



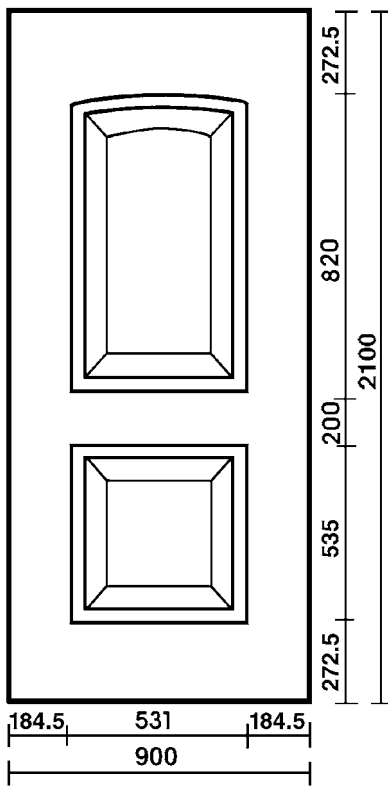
Minimum Cut Size  
250mm x 1590mm

Kensington Solid
Kensington Two
Kensington Four
Kensington Solid Side
Kensington One Side
Kensington Two Side

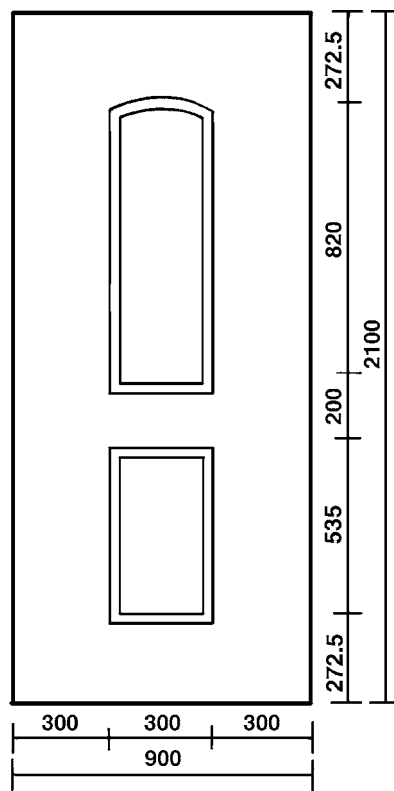
Available inverted except Sides

\*Available in Euro Size (900 x 2100)

## Lyon Door Panels



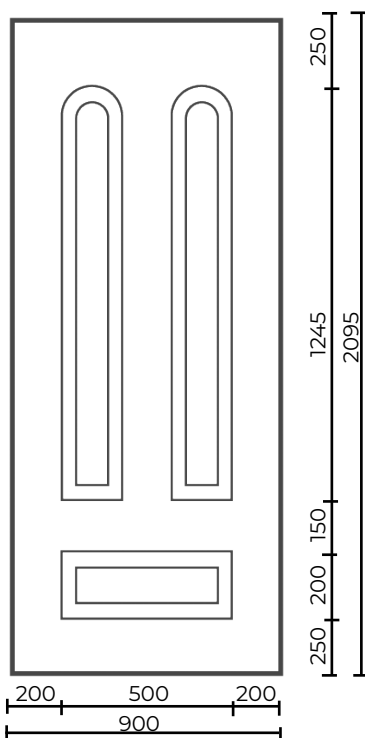
Minimum Cut Size  
581mm x 1605mm



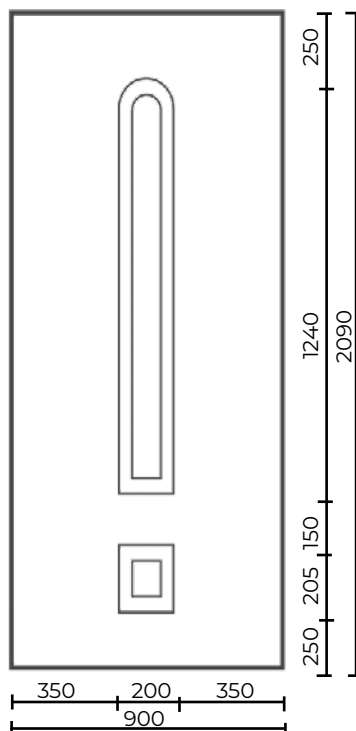
Minimum Cut Size  
350mm x 1605mm

Lyon Solid
Lyon One
Lyon Solid Side
Lyon One Side

## Madrid Door Panels



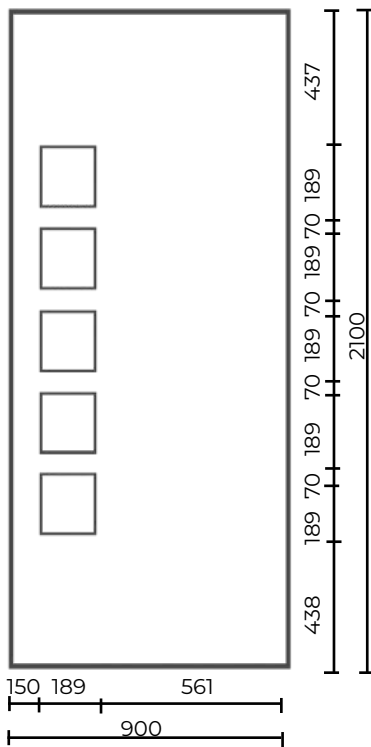
Minimum Cut Size  
550mm x 1647mm



Minimum Cut Size  
250mm x 1647mm

Madrid Solid
Madrid Two
Madrid Solid Side
Madrid One Side

## Malaga Door Panels

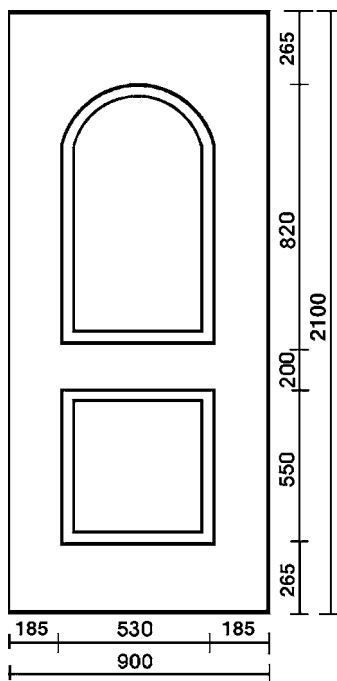


Malaga Solid
Malaga Five

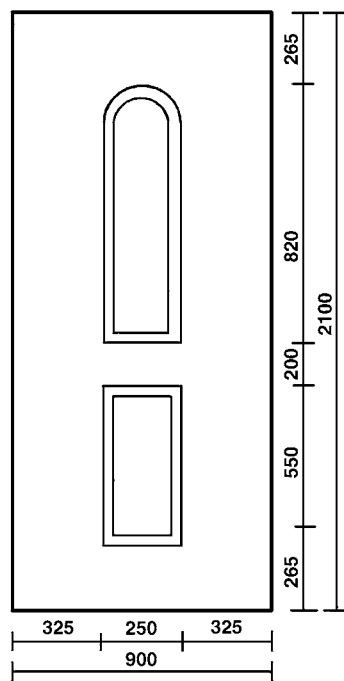
**Please Note - One piece sealed glass unit not individual pieces**

Minimum Cut Size  
239mm x 1275mm

## Milan Door Panels



Minimum Cut Size  
580mm x 1620mm

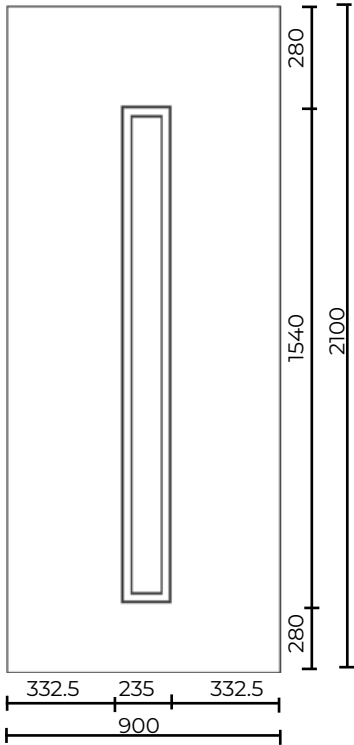


Minimum Cut Size  
300mm x 1620mm

Milan Solid
Milan One
Milan Solid Side
Milan One Side

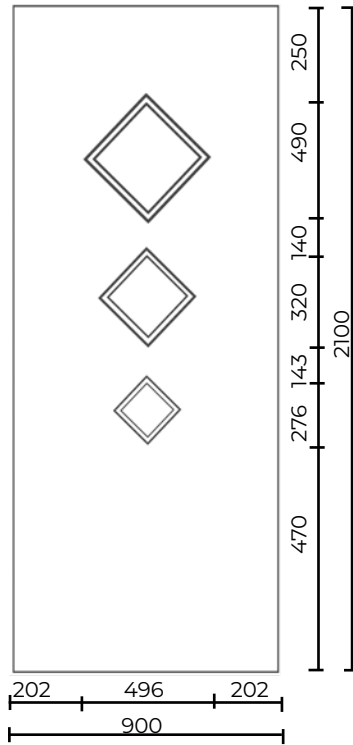
## Modern Door Panels

5101



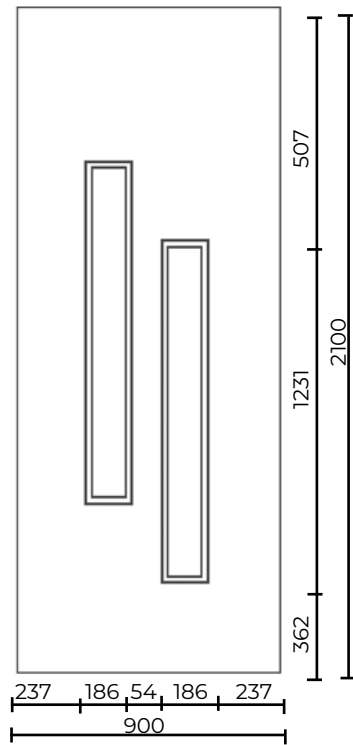
Minimum Cut Size  
285mm x 1590mm

5123



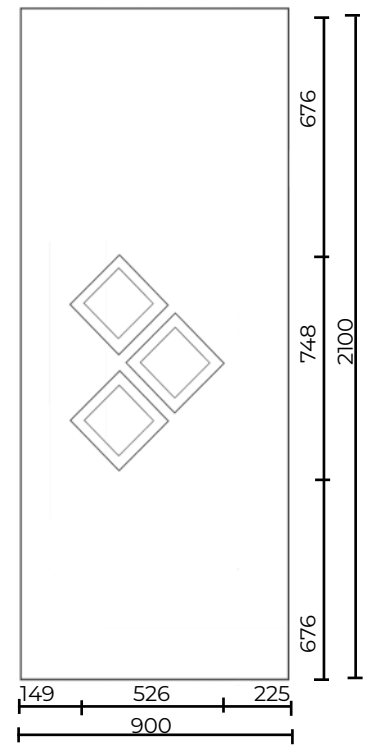
Minimum Cut Size  
546mm x 1424mm

5082



Minimum Cut Size  
476mm x 1426mm

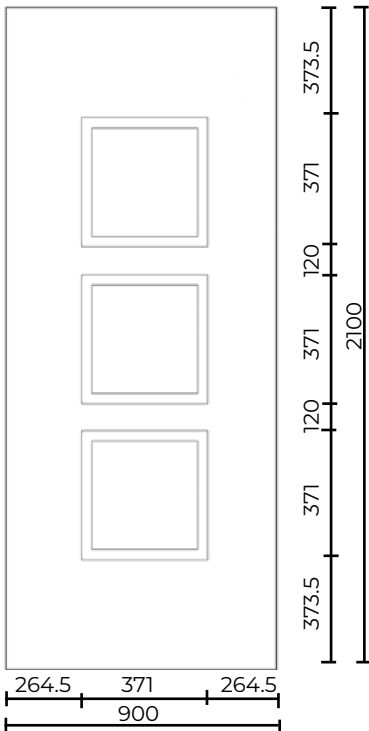
5113



Minimum Cut Size  
576mm x 798mm

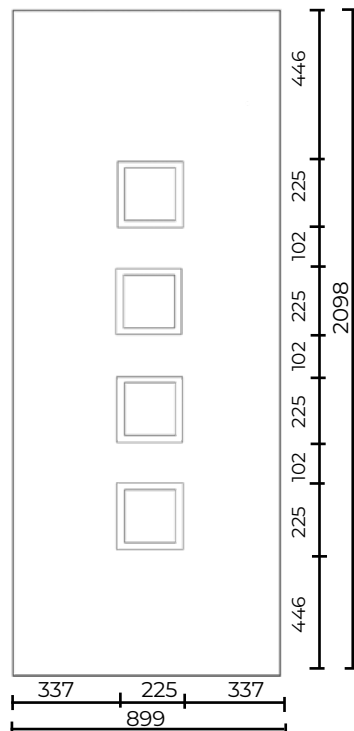
## Modern Door Panels

5013



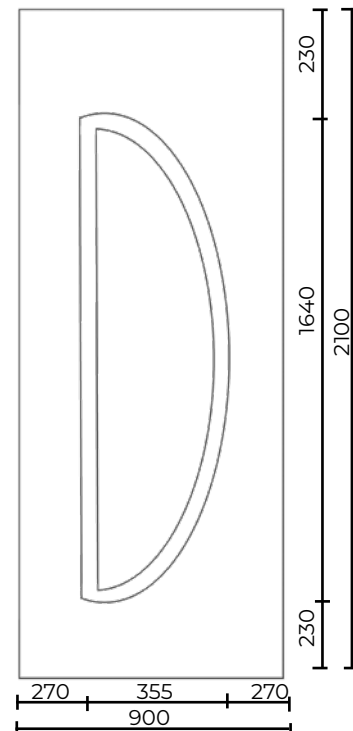
Minimum Cut Size  
421mm x 1403mm

5034



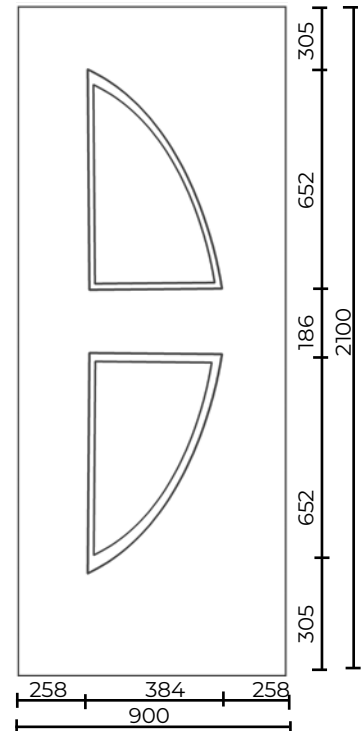
Minimum Cut Size  
276mm x 1254mm

5051



Minimum Cut Size  
405mm x 1690mm

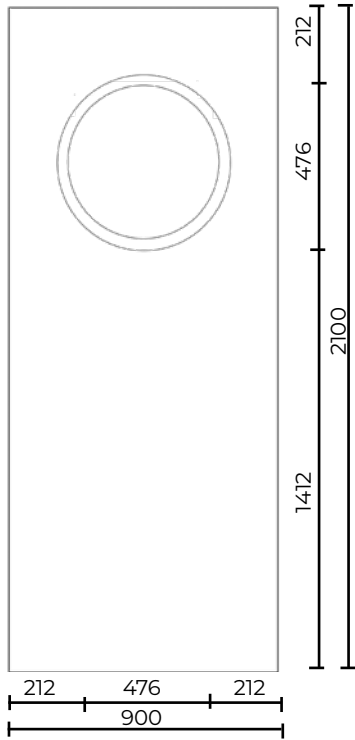
5162



Minimum Cut Size  
434mm x 1540mm

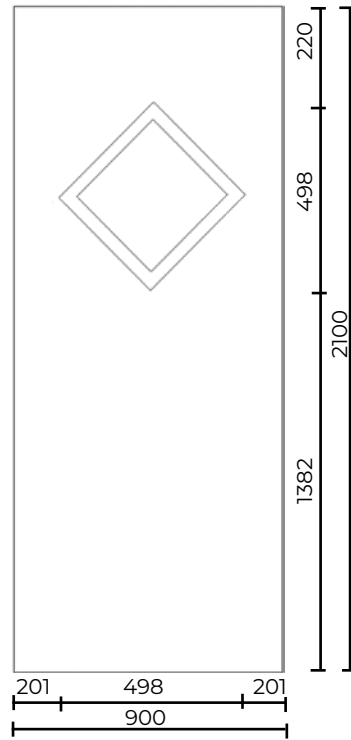
## Modern Door Panels

5071



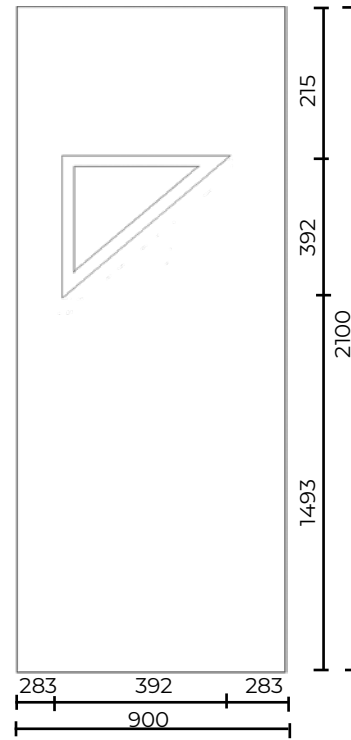
Minimum Cut Size  
526mm x 526mm

5131



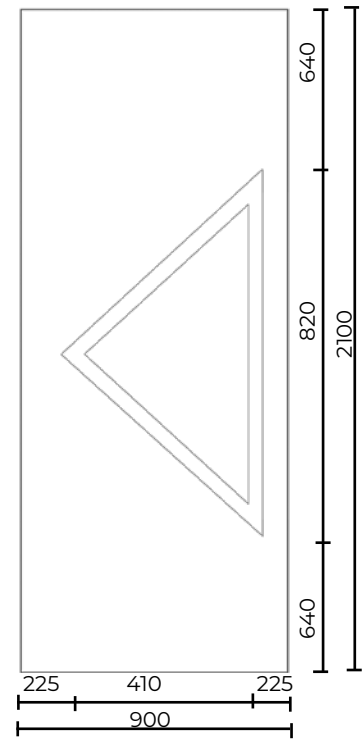
Minimum Cut Size  
548mm x 548mm

5141



Minimum Cut Size  
442mm x 442mm

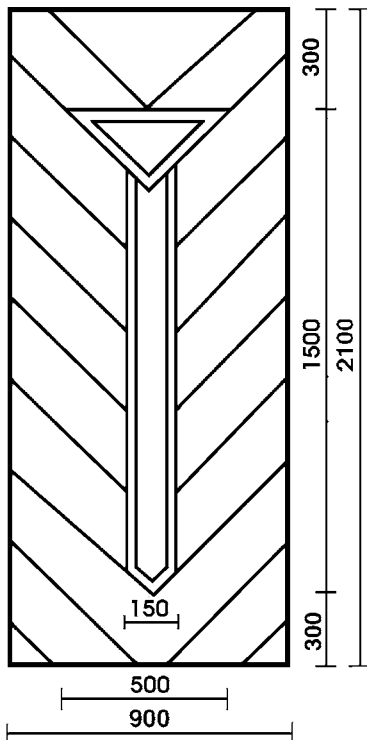
5171



Minimum Cut Size  
460mm x 870mm

**Please note - Modern Panels Are Not Available Without Trims**

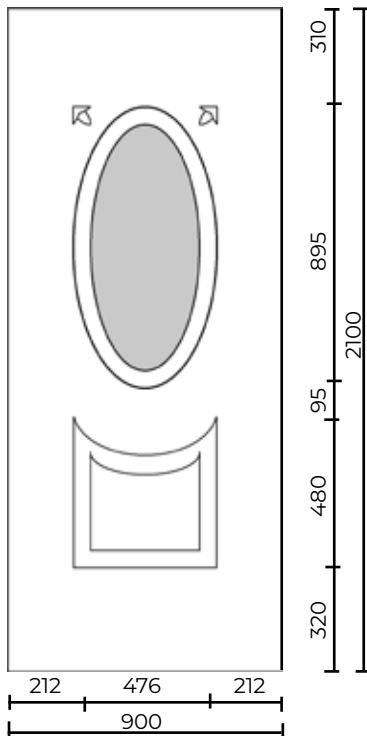
## Munich Door Panels



Minimum Cut Size  
550mm x 1550mm

Munich Solid
Munich One
Munich Two

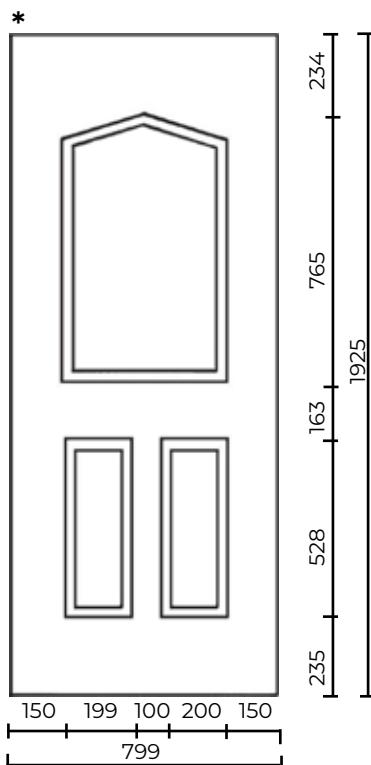
## Oval Door Panels



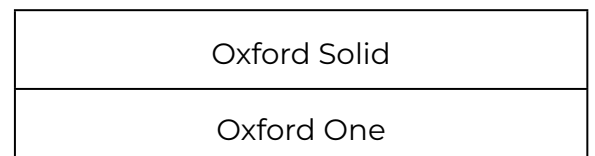
Minimum Cut Size  
526mm x 1510mm



## Oxford Door Panels



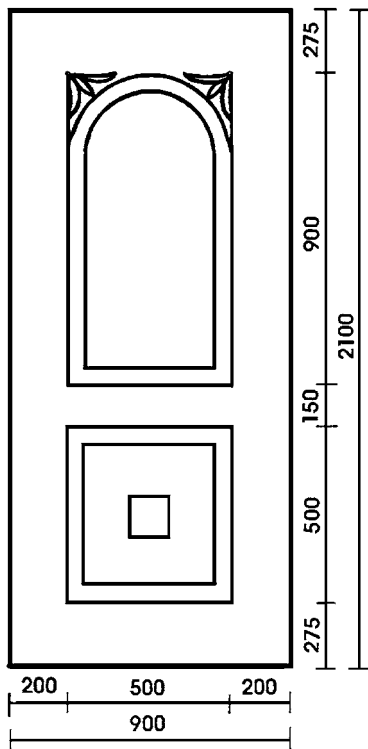
Minimum Cut Size  
550mm x 1510mm



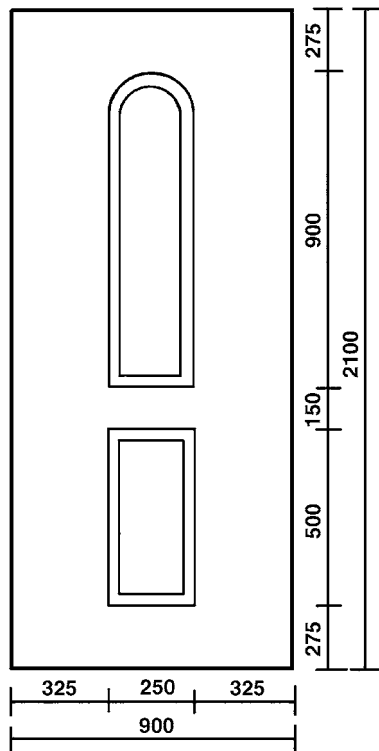
\*Available in Euro Size (900 x 2100)



## Reims Door Panels



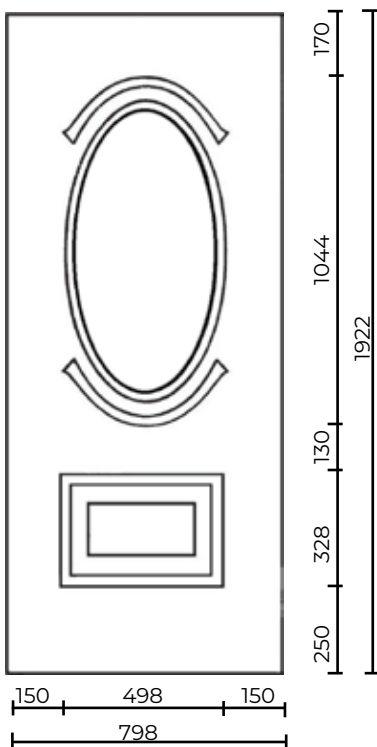
Minimum Cut Size  
550mm x 1600mm



Minimum Cut Size  
300mm x 1600mm

Reims Solid
Reims One
Reims Solid Side
Reims One Side

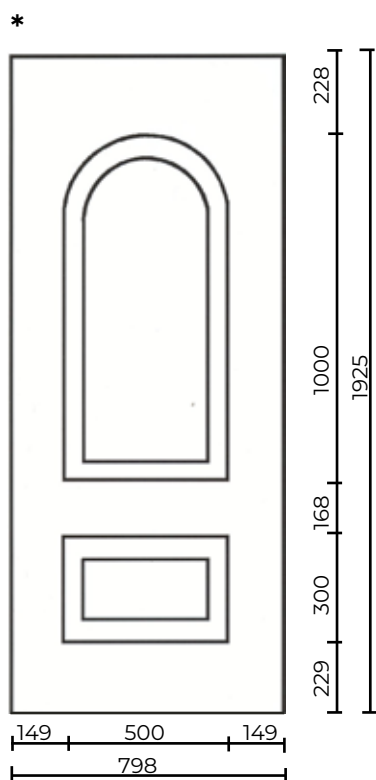
## Richmond Door Panels



Minimum Cut Size  
550mm x 1555mm

Richmond Solid
Richmond One

## Rockingham Door Panels

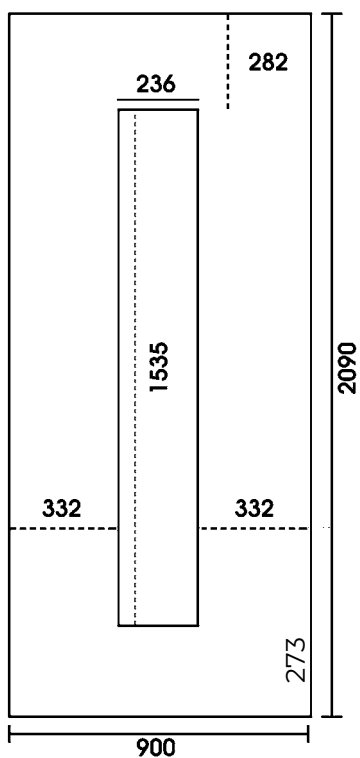


Minimum Cut Size  
550mm x 1520mm

Rockingham Solid
Rockingham One

\*Available in Euro Size (900 x 2100)

## Rome Door Panels



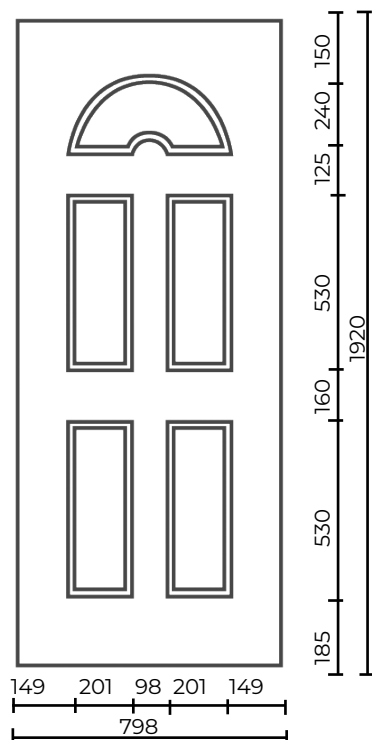
Minimum Cut Size  
286mm x 1585mm

Rome Solid
Rome One

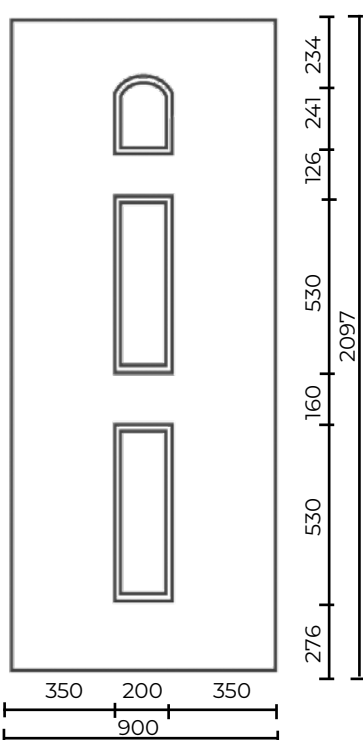
Please note - Minimum height to have a letter box - 1700mm

## Sandringham Door Panels

\*



Minimum Cut Size  
550mm x 1635mm

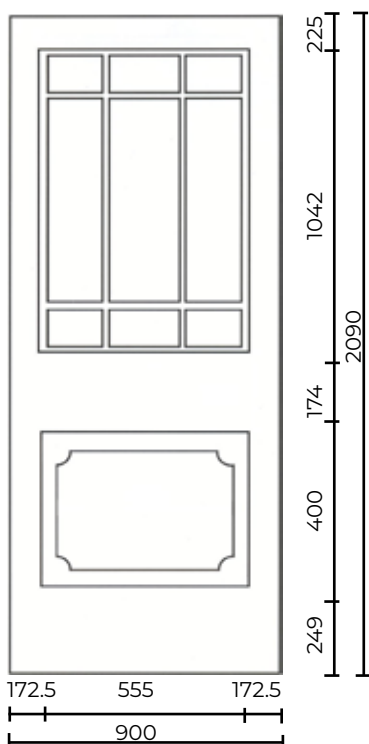


Minimum Cut Size  
250mm x 1635mm

Sandringham Solid
Sandringham One
Sandringham Three
Sandringham Five
Sandringham Solid Side
Sandringham One Side
Sandringham Two Side
Sandringham Three Side

\*Available in Euro Size (900 x 2100)

## Seville Door Panels



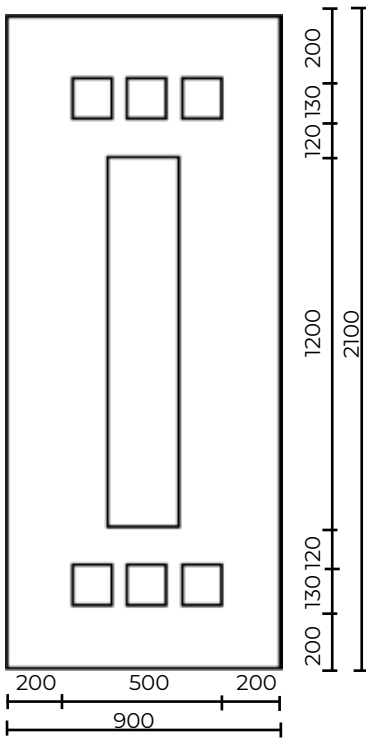
Minimum Cut Size  
605mm x 1666mm

Seville Solid
Seville One

**Please Note**

- This panel must be reinforced
- One piece sealed glass unit not individual pieces

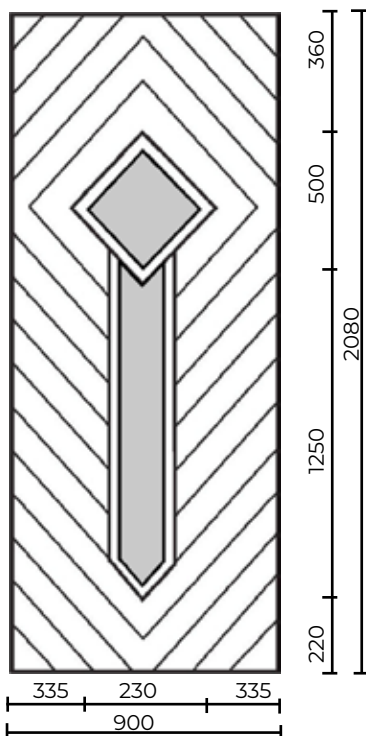
## Sofia Door Panels



Minimum Cut Size  
550mm x 1750mm

Sofia Solid
Sofia One

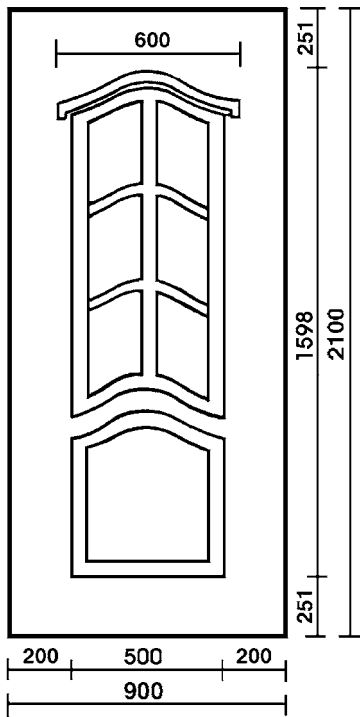
## Turin Door Panels



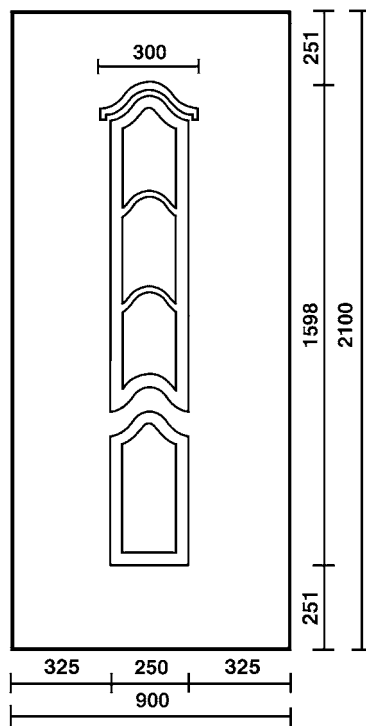
Minimum Cut Size  
550mm x 1670mm

Turin Solid
Turin One
Turin Two

## Versailles Door Panels



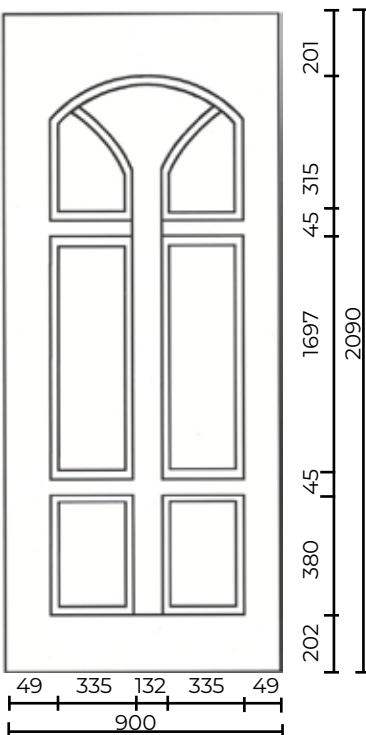
Minimum Cut Size  
650mm x 1648mm



Minimum Cut Size  
350mm x 1648mm

Versailles Solid
Versailles One
Versailles Solid Side
Versailles One Side

## Vienna Door Panels



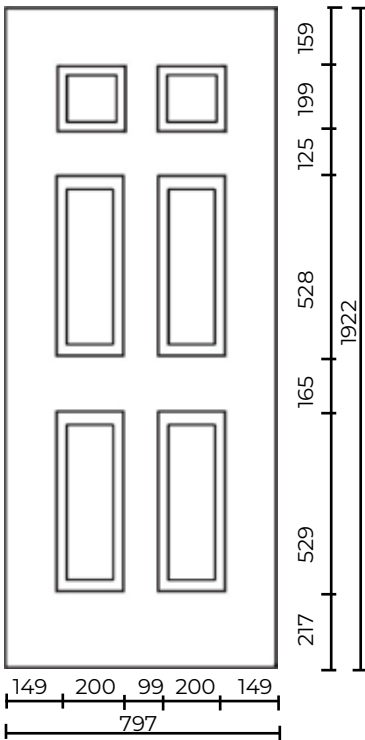
Minimum Cut Size  
650mm x 1747mm

Vienna Solid
Vienna Two

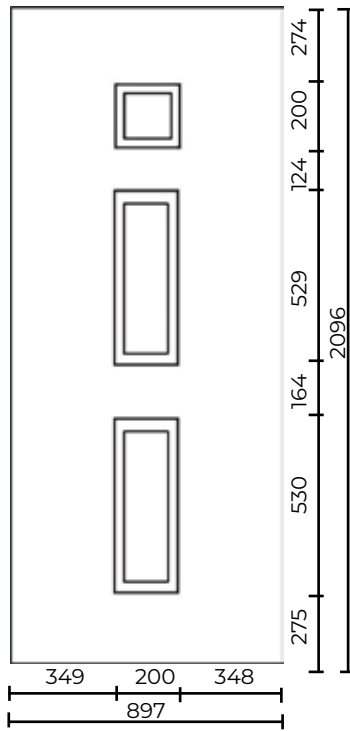
**Please note - Minimum height available with a letterplate 1825mm**

## Windsor Door Panels

\*



Minimum Cut Size  
550mm x 1590mm



Minimum Cut Size  
250mm x 1590mm

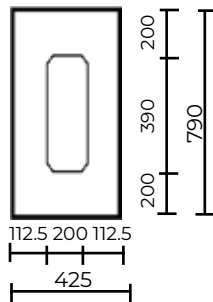
Windsor Solid
Windsor Two
Windsor Four
Windsor Six
Windsor Solid Side
Windsor One Side
Windsor Two Side
Windsor Three Side

Available inverted except Sides

\*Available in Euro Size (900 x 2100)

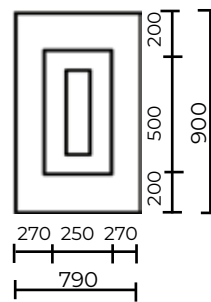
## Quarter Panels

### Elizabethan



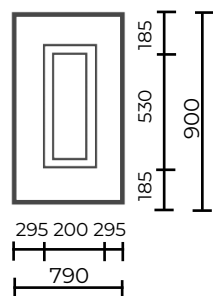
Minimum Cut Size  
250mm x 440mm

### Winchester



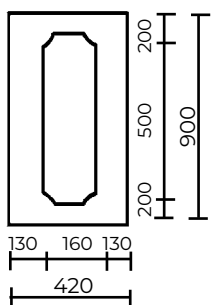
Minimum Cut Size  
300mm x 550mm

### Manor



Minimum Cut Size  
250mm x 580mm

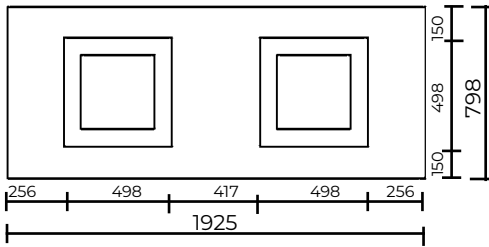
### Cathedral



Minimum Cut Size  
210mm x 550mm

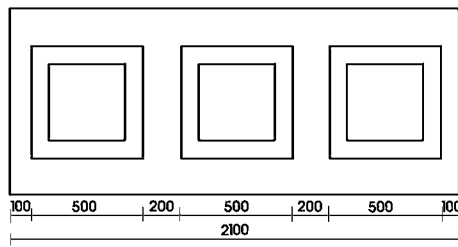
# Conservatory Panels

## Hanover



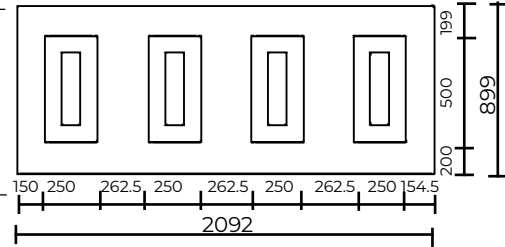
Minimum Cut Size  
1470mm x 550mm

## Hanover Triple



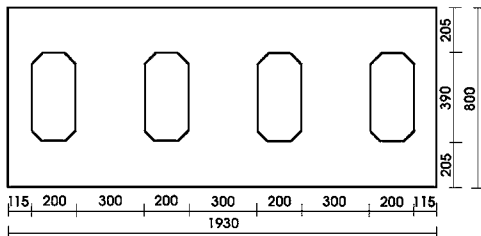
Minimum Cut Size  
1950mm x 550mm  
Also available with  
460mm mould width

## Winchester



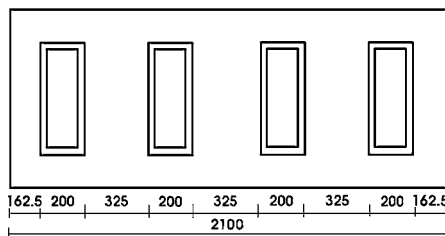
Minimum Cut Size  
1845mm x 550mm

## Elizabethan



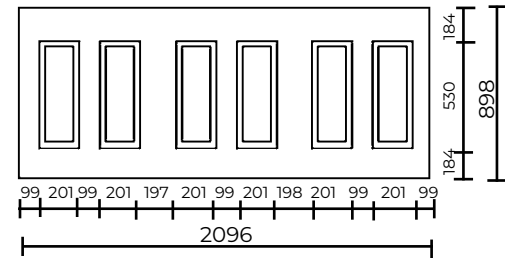
Minimum Cut Size  
1750mm x 440mm

## Manor



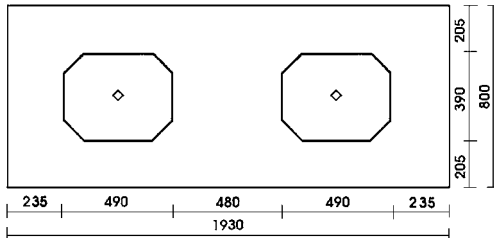
Minimum Cut Size  
1825mm x 580mm

## Manor Triple



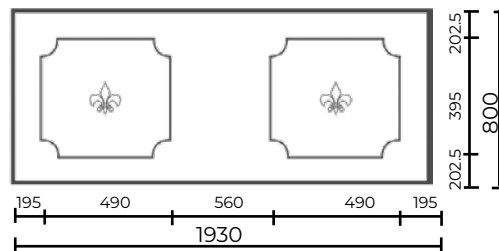
Minimum Cut Size  
1950mm x 580mm  
Also available with  
460mm mould width

## Westminster



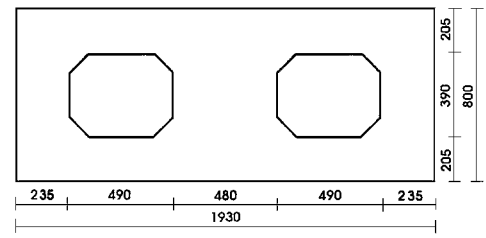
Minimum Cut Size  
1510mm x 440mm

## Abbey



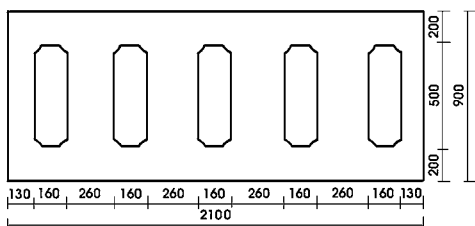
Minimum Cut Size  
1590mm x 445mm

## Buckingham



Minimum Cut Size  
1510mm x 440mm

## Cathedral

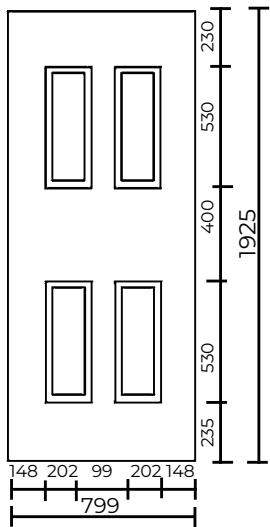


Minimum Cut Size  
1890mm x 550mm

Please note - When having  
Woodgrain/Colourgrain  
the grain runs horizontally  
not vertically. These will be  
supplied as standard unless  
clearly specified otherwise.

# Conservatory Panels Continued...


## Manor Full



Minimum Cut Size  
550mm x 1510

Available Inverted


## Shiplap



Also available in Euro size  
900mm x 2100mm

**Please Note - the  
moulding is slightly  
deeper in  
Euro sized panels**  
Groove size 80mm/10mm

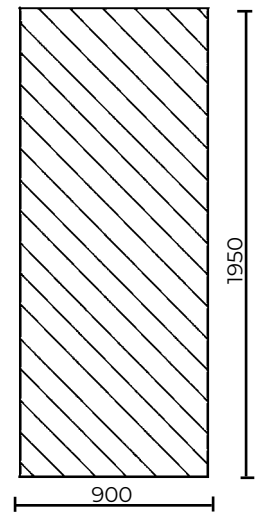
## Declap



Only available in Euro size  
900mm x 2100mm

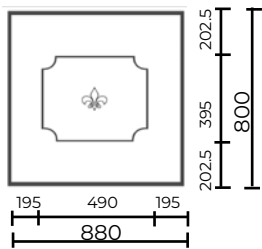
Groove size 77mm/14mm

## Herringbone



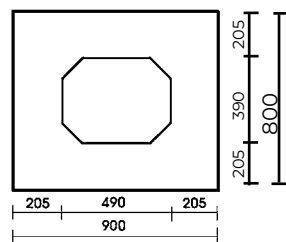
## Half Panels

### Abbey



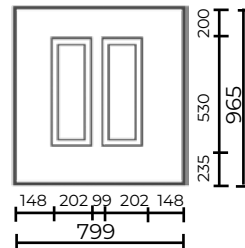
Minimum Cut Size  
540mm x 445mm

### Buckingham



Minimum Cut Size  
540mm x 440mm

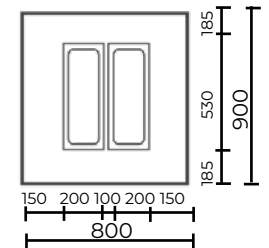
### Manor



Minimum Cut Size  
550mm x 580mm

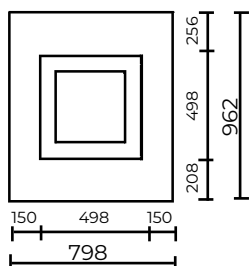
460mm halves are on a triple half sheet

### Manor Inverted



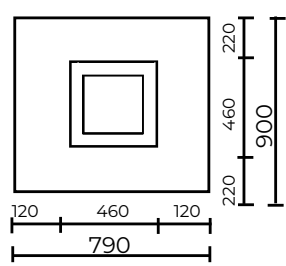
Minimum Cut Size  
550mm x 580mm

### Hanover



Minimum Cut Size  
550mm x 550mm

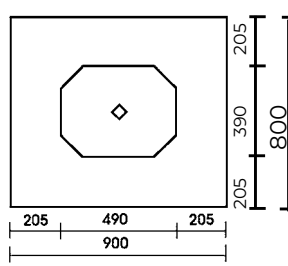
### Hanover Slimline



Minimum Cut Size  
510mm x 510mm

460mm halves are on a triple half sheet

### Westminster



Minimum Cut Size  
540mm x 440mm

**Please note - on Manor and  
Manor inverted half panels  
the grain runs vertically not  
horizontally. These will be  
supplied as standard unless  
clearly specified otherwise.**

460mm halves are on a triple half sheet



## Flat Panels

Size	Available Woodgrain	Available Colourgrain
1500mm x 3000mm	No	No
900mm x 2100mm	Yes	Yes
900mm x 1040mm	Yes	No
440mm x 2100mm	Yes	No
440mm x 1040mm	Yes	No

**Please Note - On grained flat panels the grain runs vertically**  
**Woodgrains and Colourgrains are sold with 4mm MDF reinforcing as standard**

### Woodgrain Door Panels

All woodgrain and colourgrain panels feature 'heat-reflective' technology - an advanced technical process designed to significantly reduce the effect of UV light on darker surfaces thereby improving stability.

Hurst Doors have also introduced a system of venting the moulds which allows the expanding air to escape, thus reducing the incidence of de-lamination and cracking.

An adhesive is also used which has a higher co-efficient of expansion, greater elasticity properties and better adhesion qualities. Due to the nature of this product we strongly recommend that woodgrain door panels are not exposed to strong sunlight.

## MDF and Thickness Options

	CM1 - Full Poly	CM3 - 4mm MDF	CM16 - Solid MDF	CM17 - 8mm MDF	CM18 - 12mm MDF	CM20 - Poly/ Ali/ MDF/ Poly	CM21 - MDF/ MDF/ Ali
3000mm x 1500mm	20mm 24mm 28mm	20mm 24mm 28mm		24mm 28mm	28mm	20mm 24mm 28mm	28mm
900mm x 2100mm	20mm 24mm 28mm 18mm	20mm 24mm 28mm 19mm	20mm 24mm 28mm	20mm 24mm 28mm	24mm 28mm	20mm 24mm 28mm	28mm
900mm x 1040mm	24mm 28mm	24mm 28mm	24mm 28mm	24mm 28mm	24mm 28mm	24mm 28mm	
440mm x 2100mm	24mm 28mm	24mm 28mm	24mm 28mm	24mm 28mm	24mm 28mm	24mm 28mm	
440mm x 1040mm	24mm 28mm	24mm 28mm	24mm 28mm	24mm 28mm	24mm 28mm	24mm 28mm	

Ali is 0.6mm

## Ancillaries

	Gold	Chrome	Black	Satin Chrome	White
Letterbox	Yes	Yes	Yes	Yes	Yes
Urn Knocker	Yes	Yes	Yes	Yes	Yes
Slimline Urn Knocker	Yes	Yes	Yes		Yes
Urn Knocker with Spyhole	Yes	Yes	Yes	Yes	Yes
Slimline Urn Knocker with Spyhole	Yes	Yes	Yes		Yes
Spyhole	Yes	Yes	Yes	Yes	Yes
Lion's Head Knocker	Yes		Yes		Yes
Numerals	Yes	Yes	Yes	Yes	Yes

## Backing Glass Options

### Platinum units must be reinforced

Clear	Chinchilla
Stippolyte	Florielle
Autumn	K Glass*
Everglade	Laminate*
Flemish	Mayflower
Sycamore	Oak
Contour	Pelerine
Cotswold	Sandblasted*/Satin*
Minster	Taffeta
Arctic	Warwick*
Chantilly	Satin*
Charcoal Sticks	Bronze Anti Sun*

\* Surcharge applies

## Colourgrain/ Woodgrain Options

Colourgrain	RAL	Available on Moulded Panels	Available on Flat Panels
Red	3011	Yes	Yes
Blue	5011	Yes	Yes
Chartwell Green		Yes	Yes
Green	6009	Yes	Yes
Silver Grey	7001	Yes	Yes
Slate Grey	7015	Yes	Yes
Anthracite Grey Grained	7016	Yes	Yes
Agate Grey	7038	No	Yes
Black/Brown	8022	Yes	Yes
Beige	9001	Yes	Yes
Cream/White	9010	Yes	Yes
White	9152	No	Yes
Irish Oak		Yes	Yes
An Teak		Yes	Yes

Woodgrain	Available on Moulded Panels	Available on Flat Panels
Rosewood	Yes	Yes
Mahogany - 013	Yes	Yes
Mahogany - 021	Yes	Yes
Golden Oak	Yes	Yes

## Profile Options

Profile Name	White Code	Mahogany Code
Advance/Elite 70	626	
Decurnick	830	021
Decurnick Zendow	626	
Duraflex	625	013
Duraflex Warm	626	
Duraflex Bright	993	
Eurocell	830	013
Kommerling	626	021
Legend 70	C154	013
Linier	830	013
Profile 22	626	013
Rehau	626	021
Selecta	626	013
Spectus	2152	013
Synseal Synergy/Sheild	689	013
Synseal Legend	C154	013
System 10	626	013
Veka	2152	021
WHS Halo	626	021
Hurst Standard	623	

# Stock Backing Glass

PANELS	CLEAR	AUTUMN	CONTOUR	COTSWOLD	MINSTER	STIPPOLYTE	ARCTIC	CHANTILLY	CHARCOAL	CHINCHILLA	EVERGLADE	FLEMSIH	FLORIELLE	K GLASS	LAMINATE	MAYFLOWER	OAK	PELERINE	S/BLAST	SYCAMORE	TAFETA	WARWICK	
ALNWICK 1																							
ALTHORPE 1 INVERTED																							
BALMORAL 1																							
BALMORAL 1 CLASSIC																							
BALMORAL 1 CLASSIC SIDE																							
BALMORAL SLIMLINE 1																							
BALMORAL 2																							
BLENHEIM 1																							
BRUGES 1 SIDE																							
BRUGES 4 SIDE																							
CAMBRIDGE 1																							
CANTERBURY 1																							
CANTERBURY 1 SIDE																							
CANTON 1																							
CHATSWORTH 1																							
HAMBURG 1																							
KENSINGTON 1 SIDE																							
KENSINGTON 2																							
KENSINGTON 2 INVERTED																							
KENSINGTON 2 SIDE																							
KENSINGTON 4																							
LYON 1																							
MADRID 1 SIDE																							
MADRID 2																							
MALAGA 5																							
OVAL 1																							
OXFORD 1																							
REIMS 1 SIDE																							
RICHMOND 1																							
ROCKINGHAM 1																							
ROME 1																							
SANDRINGHAM 1																							
SANDRINGHAM 1 SIDE																							
SANDRINGHAM 2 SIDE																							
SANDRINGHAM 3																							
SANDRINGHAM 3 SIDE																							
SANDRINGHAM 5																							
SEVILLE 1																							
TURIN 1																							
WINDSOR 2 INVERTED																							
WINDSOR 2 SIDE INVERTED																							
WINDSOR 3 SIDE INVERTED																							
WINDSOR 4 INVERTED																							
WINDSOR 6 INVERTED																							
WINDSOR 1 SIDE																							
WINDSOR 2																							
WINDSOR 2 SIDE																							
WINDSOR 3 SIDE																							
WINDSOR 4																							
WINDSOR 6																							
5013 MODERN PANEL																							
5034 MODERN PANEL																							
5042 MODERN PANEL																							
5065 MODERN PANEL																							
5071 MODERN PANEL																							
5082 MODERN PANEL																							
5101 MODERN PANEL																							
5113 MODERN PANEL																							
5123 MODERN PANEL																							
5131 MODERN PANEL																							

Key

<span style="display:inline-block; width:10px; height:10px; background-color:blue; border:1px solid black;"></span>	Stock glass
<span style="display:inline-block; width:10px; height:10px; background-color:white; border:1px solid black;"></span>	Non-stock glass (generally available in standard lead times)
<span style="display:inline-block; width:10px; height:10px; background-color:red; border:1px solid black;"></span>	Unavailable glass

## Class Sizes

Panel Type	Projection	C/B	Actual size mm		Sightline mm		
			Width	Height	Width	Height	
Acacia One Inverted		No	252	584	217	555	
Alnwick One		Yes	390	693	350	655	
Alnwick One Inverted		Yes	397	702	370	673	
Althorpe One Inverted		No	440	830	410	800	
Althorpe Oval One Inverted		No	325	585	310	570	
Balmoral One - small aperture		Yes	315	705	285	675	Top
Balmoral Two		Yes	315	315	285	285	Bottom
Balmoral One Classic - large aperture		Yes	445	840	410	805	Top
Balmoral Two Classic		Yes	445	445	410	410	Bottom
Balmoral Slim - Wendland 1		Yes	360	640	330	610	Top
Balmoral Slim - Wendland 2		Yes	360	360	325	325	Bottom
Balmoral One Classic Side		Yes	185	845	150	805	Top
Balmoral Two Classic Side		Yes	185	440	150	400	Bottom
Blenheim		No	420	420	390	390	
Cambridge Georgian Bow Fronted	33mm	N/A	500	770	100	190	1 sheet glass
Canterbury One		Y + Arch	437	1180	400	1135	
Canterbury One Side		Not advised	130	1175	95	1140	
Canton One		Yes	295	295	270	270	
Chatsworth		Yes	290	375	260	338	
Cheltenham		Yes	385	895	345	840	
Hamburg			295	295	265	265	
Harewood One		No	445	445	395	390	
Highgrove One		No	405	760	365	625	Top * See drawings tab
Highgrove Two		No	403	466	365	420	Bottom * See drawings tab
Highgrove One Side		No	105	1385	65	1134	
Kensington Two		Yes	135	770	110	740/710	
Kensington Two Inverted		No	140	765	115	730/705	
Kensington Four		Yes	135	465	110	438	
Kensington One Side		Not advised	140	790	112	755	Top
Kensington Two Side		Not advised	135	465	110	438	Bottom
Madrid Two		Not advised	130	1175	95	1140	
Madrid One Side		Not advised	130	1175	95	1140	
Malaga Five		No	130	1175	95	90	x 5
Oxford One		Yes	445	707	405	610	
Richmond One		No	421	837	370	785	
Rockingham One		Yes	375	885	345	840	
Rome One		No	180	1485	135	1425	
Sandringham One		Yes	440	178	385	107	
Sandringham Three		Yes	135	465	110	438	x2
Sandringham Five		Yes	135	465	110	438	x4
Sandringham One Side		No	140	700	110	144	Top
Sandringham Two Side		No	135	465	110	438	Bottom
Sandringham Three Side		No	135	465	110	438	Bottom
Seville		N/A	502	985			1 sheet glass (usually)
Sofia One		No	200	1160	155	1110	
Turin One			295	295	340	340	
Turin Two			162	1039	120	910	
Versailles			420	975	165	230	
Versailles Side			175	925	135	245	
Windsor Two		Not advised	140	140	110	110	Top
Windsor Four		Not advised	135	465	110	438	Bottom
Windsor Six		Not advised	135	465	110	438	Bottom
Windsor One Side		Not advised	140	140	110	110	Top
Windsor Two Side		Not advised	135	465	110	438	Bottom
Windsor Three Side		Not advised	135	465	110	438	Bottom
5034			170	170	144	144	
5101			180	1485	155	1460	
5013			315	315	290	290	
5071			420	420	390	390	
5131			295	295	266	266	
5141			350	487	304	430	
5123 top			295	295	270	270	
5123 middle			175	175	144	144	
5123 bottom			140	140	114	114	
5113			175	175	144	144	
5051			300	1450	275	1420	
5082			130	1175	104	1150	
5162			345	590	295	530	







## Enquiries:

Call 01482 790790

[info@hurstdoors.co.uk](mailto:info@hurstdoors.co.uk)

  **@HurstDoors**

*Visit [hurstdoors.co.uk](http://hurstdoors.co.uk)*

Hurst Doors,  
Unit One,  
Kingston International Business Park,  
Somerden Road, Hedon Road,  
Hull HU9 5PE

Designs represented in this publication are protected by copyright owned by or licensed exclusively by Hurst Doors (Hurst Plastics Limited). Product Descriptions, Colours and Unique Features: Every effort is made to ensure that the products we supply correspond as closely as possible to the examples shown in the brochure. Due to a continuous development programme, Hurst Doors (Hurst Plastics Limited) reserve the right to alter specifications without prior notice. All specifications are correct at the time of going to print. E. & O. E.